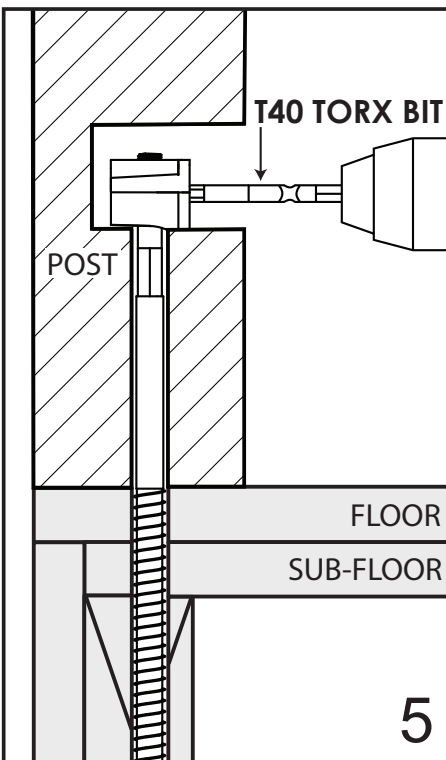
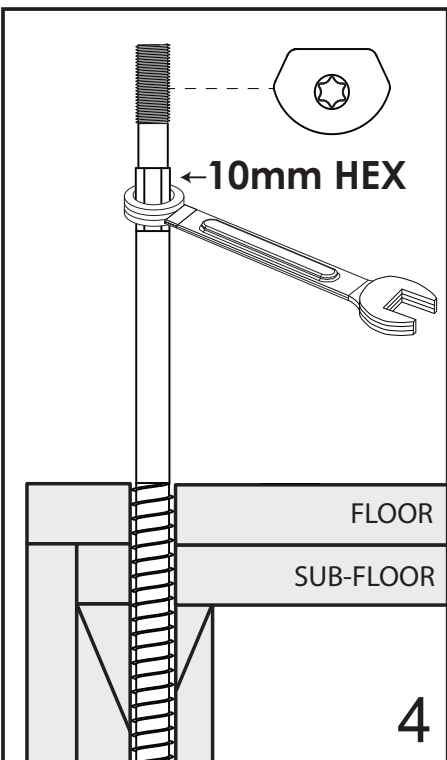


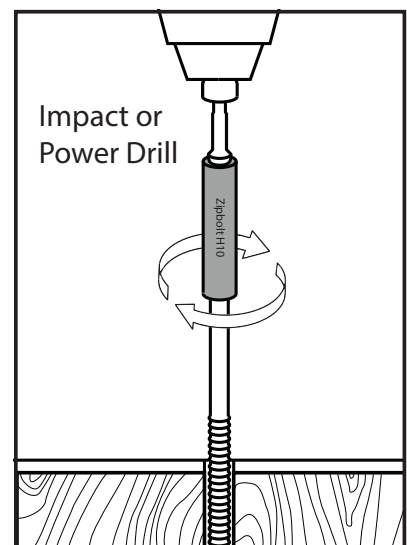
1 Cross Lines on Bottom of Post to Mark Centre for Boring 5/8 - 16mm hole.

2 Prepare Holes in Post

3 Mark and Bore Pilot Hole in Floor.



Installation Accessory



4 Use Wrench or Power Tool with Socket

5 Assemble and Tighten Using Adjustable Torque Drill, Do Not Use Impact Drill.

For Fast and Easy Shaft Installation use the **Zipbolt Deep Socket Tool 40.540**

Tip: For easier installation of screw shaft in hardwoods use wax or soap lubrication and if necessary ream hole.

***Zipbolt gear drive technology allows the Fastener to be positioned anywhere in the newel and tensioning is not restricted by wrench access and movement.**